

# Accessibility Policy – Whole School

---

## Embleton View

For the purpose of this document, 'students' refers to all children at Embleton View. However, we refer to primary age children as 'pupils', and secondary age children as 'students'.

*This Accessibility Policy is compliant with current legislation and requirements as specified in Schedule 10, relating to Disability, of the Equality Act 2010.*

### **Definition (Equality Act 2010)**

"A person has a disability if he or she has a physical or mental impairment that has a substantial and long-term adverse effect on his or her ability to carry out normal day to day activities". Physical or mental impairment includes sensory impairments and also hidden impairments. In the DDA 'substantial' means 'more than minor or trivial'. 'Long-term' means **has lasted or is likely to last more than 12 months**.

The definition is broad and includes children with a wide range of impairments, including learning disabilities, dyslexia, autism, speech and language impairments, attention deficit and hyperactivity disorder (ADHD), diabetes or epilepsy, **where the effect of the impairment on the student's ability to carry out normal day-to-day activities is adverse, substantial and long-term**. All those with cancer or surviving cancer; HIV or multiple sclerosis are now included from the point of diagnosis. A significant number of students are therefore included in the definition.

### **Normal day-to-day activity**

The test of whether the impairment affects normal day-to-day activity is whether it affects one or more of the following:

- Mobility
- Manual dexterity
- Physical co-ordination
- Continence
- Ability to lift, carry or otherwise move everyday objects
- Speech, hearing or eyesight
- Memory or ability to concentrate, learn or understand
- Perception of risk of physical danger
- Learning and/or cognition
- Emotional wellbeing

**The Accessibility Policy** is structured to complement and support the schools Equality objectives and will similarly be published on the school website. We are committed to providing an environment that enables full curriculum access that values and includes all students, staff, parents/carers and visitors regardless of their education, physical, sensory, social, spiritual, emotional and cultural needs. We are committed to taking positive action in the spirit of the Equality Act 2010 regarding disability and to reinforcing our culture of inclusion, support and awareness within the school.

### **Embleton View's commitment is to:**

Increase access to the curriculum for students with a disability, ensuring that students with a disability are as equally prepared for life as are our students who do not have a disability; (If a school fails to do this they are in breach of duties under the Equalities Act 2010); this covers teaching and learning and the wider curriculum of the school such as participation in after-school clubs, leisure and cultural activities - it also covers the service of specialist or auxiliary aids and equipment, which may assist these students in accessing the curriculum.

### **Embleton View school consists of 4 buildings;**

**Coundon** is a single storey building that is more accessible to staff and students with physical disabilities or mobility issues. Access will be through the front door.

*Embleton View is committed to safeguarding and promoting the welfare of children and young people and expects all staff and volunteers to share this commitment. It is our aim that all students fulfil their potential*

**Westgate House** is a two-storey building with limited access for staff or students with mobility issues. Access to the ground floor will be through the front door.

**Embleton View primary school** is a single storey building. Staff or students with physical disabilities or mobility issues will access the building using the accessibility ramp into the door directly from the car park.

**Unit 21** is a small commercial unit in Newton Aycliffe industrial estate. Access to this will be through the front door.

On successful referral of students with SEN to the school, or employment of staff with additional/accessibility needs, the Senior Management Team will consult and plan for all areas ensuring, where possible, effective integration into the staff team, curriculum and school.

To improve access to the physical environment, specialist facilities will be added as necessary - this includes improvements to the physical environment of the school site and physical aids to access education within a reasonable timeframe. The school is in continual development to ensure that accessibility for all students regardless of their educational, physical or emotional status is accommodated to the best of the school's ability.

The school pledges a period of **30 days** to reasonably develop any accessibility resources required to ensure no student is disadvantaged in access to our curriculum or buildings. If the school cannot meet the student needs, the school will work with strategic partners to ensure that positive pathways are identified.

#### **Legal Status:**

- Complies with The Education (Independent School Standards) (England) Regulations currently in force.
- Special Educational Needs and Disability Act (SENDA)
- Equality Act (2010) and The Public Sector Equality Duty (2011)

#### **Applies to:**

- The whole school and all other activities provided by the school, inclusive of those outside of the normal school hours.
- All staff (teaching, support and admin staff), students on placement, the proprietors, agency staff and volunteers working in the school.
- Visitors and contractors accessing the site.

#### **Availability**

This policy is made available to parents/carers, staff and students as a hardcopy upon request from the school office.




#### **Monitoring and Review**

This policy will be subject to continuous monitoring, refinement and audit by the Headteacher. The Headteacher and/or the Proprietors and/or a suitably appointed delegate will undertake a formal review of the policy, by no later than two years from the date shown below, or earlier if significant changes to the systems and arrangements take place, or if legislation, regulatory requirements or best practice guidelines so require.

#### **Related Documents:**

- Single Equalities Policy
- Admissions Policy
- Reasonable Adjustment Policy

*Embleton View is committed to safeguarding and promoting the welfare of children and young people and expects all staff and volunteers to share this commitment. It is our aim that all students fulfil their potential*

		
Graeme Turner (Proprietor)	Anna Turner (Proprietor)	Craig Bell (Proprietor)
Date published: 02/08/17	Date published: 02/08/17	Date published: 02/08/17
Reviewed:	Reviewed:	Reviewed: 31/08/18 Reviewed: 26/06/19 Reviewed: 22/07/20 Reviewed: 28/07/21 Reviewed: 20/05/22 Reviewed: 25/08/23 Reviewed: 12/08/24 Reviewed: 12/12/24

*Embleton View is committed to safeguarding and promoting the welfare of children and young people and expects all staff and volunteers to share this commitment. It is our aim that all students fulfil their potential*